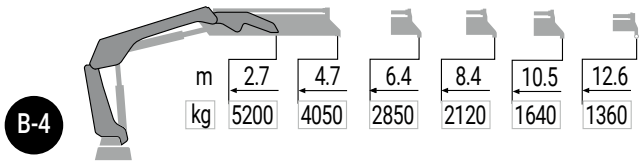
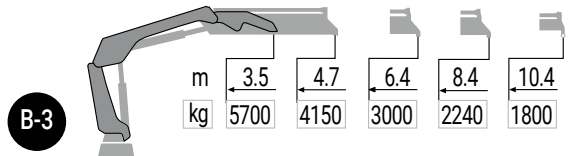
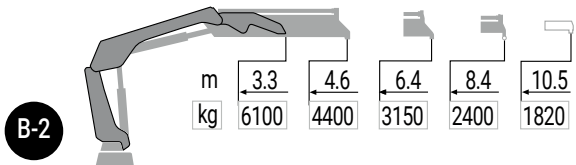


DIAGRAMAS DE CARGA

X-CL 23



MODEL						
	txm	(°)	mm	mm	mm	kg
B-2	20,3	415	2267	2476	846	2151
B-3	19,9	415	2267	2476	953	2311
B-4	19,1	415	2267	2476	953	2421