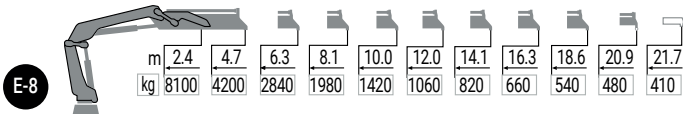
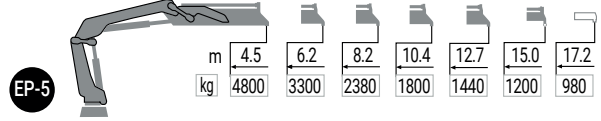
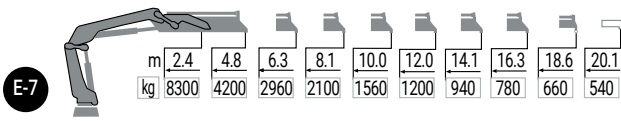
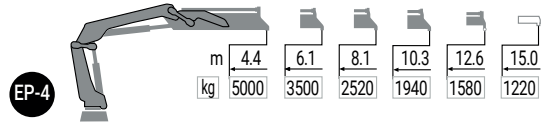
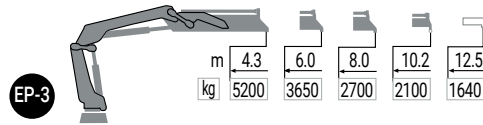
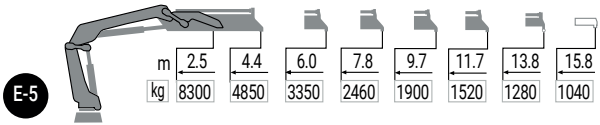
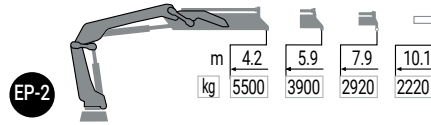


DIAGRAMAS DE CARGA

IX-HIDUO 258



MODEL						
	txm	(°)	mm	mm	mm	kg
E-4	21,9	410	2401	2505	1094	3211
E-5	21,3	410	2401	2505	1154	3371
E-6	20,6	410	2401	2506	1166	3531
E-7	20,2	410	2401	2506	1197	3681
E-8	19,7	410	2401	2508	1200	3871
EP-2	23,1	410	2393	2500	1070	2811
EP-3	22,5	410	2393	2500	1124	3011
EP-4	21,9	410	2392	2500	1153	3181
EP-5	21,5	410	2393	2503	1153	3321