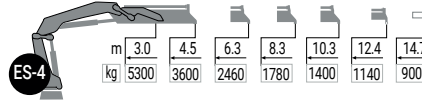
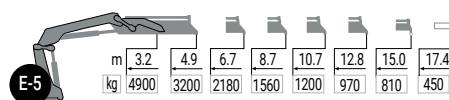
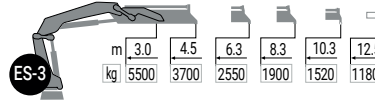
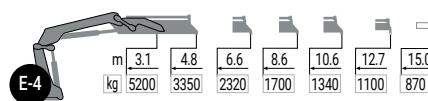
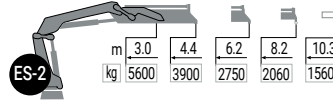
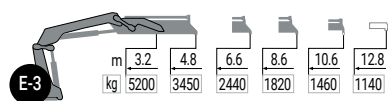
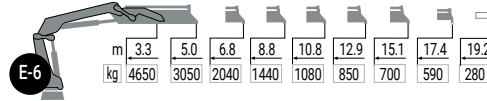
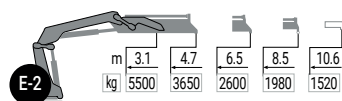
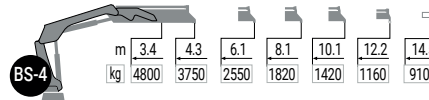
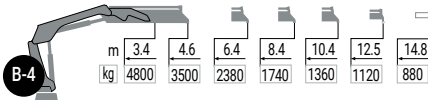
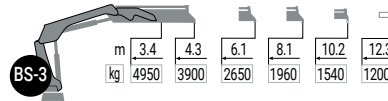
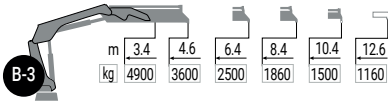
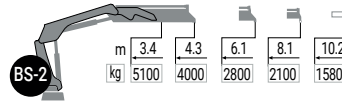
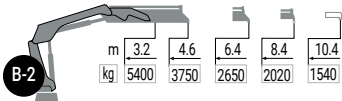
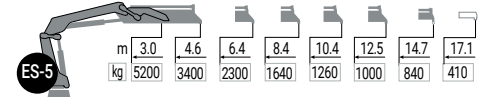
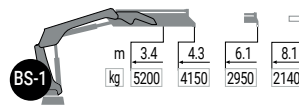
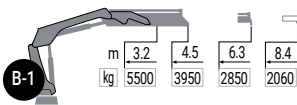


DIAGRAMAS DE CARGA

IX HIDUO 188



MODEL						
	txm	(°)	mm	mm	mm	kg
B-1	17,9	415	2265	2485	865	1946
B-2	17,2	415	2265	2485	965	2096
B-3	16,8	415	2265	2485	950	2266
B-4	16,3	415	2265	2492	965	2406
BS-1	18,0	415	2265	2485	865	1946
BS-2	17,3	415	2265	2485	965	2096
BS-3	16,7	415	2265	2485	950	2266
BS-4	16,3	415	2265	2492	965	2406
E-2	17,2	415	2260	2485	865	2266
E-3	16,6	415	2260	2485	965	2386
E-4	16,1	415	2260	2480	865	2526
E-5	15,8	415	2260	2496	965	2666
E-6	15,4	415	2265	2496	965	2786
ES-2	17,2	415	2260	2485	865	2226
ES-3	16,7	415	2260	2485	965	2386
ES-4	16,2	415	2260	2480	865	2526
ES-5	15,7	415	2260	2496	965	2666
ES-6	15,3	415	2265	2496	965	2786